

Seasoning Your Don Salvatore Humidor

It takes time, patience, and a little know-how to get a new humidor ready to hold cigars. You're trying to recreate the tropical environments where most cigars are made, and you can't rush the process. Putting cigars into a dry humidor can ruin good smokes.

Your Don Salvatore Humidor has an interior of untreated Spanish cedar, the preferred wood for humidifying and aging premium cigars. The wood needs to be humidified, or seasoned, before the box is ready to hold cigars.

To season your humidor, take a new sponge - make sure it is unscented and free of soap - and wet it with a liberal dose of distilled water. Wipe down the exposed wood at the bottom of the humidor. Avoid using a paper towel or a fraying cloth; these will literally leave a paper trail on the wood.

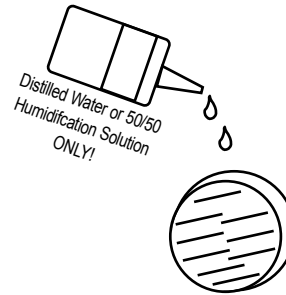
Next, you need to prepare your humidification device. Use only distilled water. Minerals contained in tap water will destroy most humidification systems by leaving deposits that will clog the humidor element. Simply place a few drops of distilled water in the round hygrometer. Once it is filled, be sure to wipe it down to remove all the excess water.

Cigar Environment

Cigars must be kept in a properly humidified environment. The correct ambience is between 70 - 75% relative humidity and at a temperature of 70°F. Large or rapid fluctuations in either temperature or humidity may cause swelling and cracking of the cigar wrapper. Your Don Salvatore Humidor is the perfect choice for storing cigars. The humidity regulators or humistats offer a controlled environment and create in the humidor a desirable constant relative humidity of approximately 70 - 75%. The humidification system is based on a physio-chemical process (the molecular mechanisms allow for rigorous water evaporation control).

Your Don Salvatore Humidor should be kept as far away from a radiator as possible.


Directions For Refilling the Humistat



Fill the humistat with *distilled* water only or our 50/50 Humidification Solution - Item # 1594. Slowly drop the distilled water into the foam through the slots of the regulator. Continue to add water until the foam in the humidity regulator is saturated and water spills over. Dry the regulator carefully after filling. Replace it in the humidor.

Refill the humistat when the hygrometer indicates a relative humidity below 70%, about once a month.

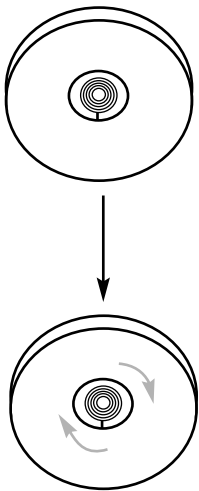
Directions For Calibrating Your Hygrometer



After your Don Salvatore humidor has been seasoned it is necessary to calibrate your hygrometer before use to maintain the proper humidity level. It is easy to do! Simply wrap the hygrometer in a wet cloth for 30 - 40 minutes. Remove the hygrometer from the wet cloth and closely follow the steps below:

1. Insert the screwdriver into the back edge of the hygrometer (where the silver back meets the brass outer ring). Slowly push down on the screwdriver to pop the silver backing off.

2



2. To calibrate your hygrometer you need to place your thumb on the white paper inside the hygrometer so it does not move. Then with your fingers gently turn the silver ring that encases the coil. You'll notice the needle moving. Turn so the needle points to 100.

You are now ready to use your hygrometer!

.....
 A cutter, humistat, hygrometer, and lighter is included in your kit!

To use the lighter...Lighter is not filled! You need to fill the lighter before you can use it. Turn the lighter over and you'll see a small hole in which to place butane. Follow the instructions on the can when filling. **NOTE: USE BUTANE ONLY!** To light simply lift the cap and strike! The flint for the lighter is in a spring loaded chamber. If flint needs to be replaced unscrew the knob and pull the spring out. Tip lighter and the flint will fall out. Simply put the new flint in and tighten the knob!

.....

We invite you...

to share your impressions of your Don Salvatore Humidor, or to call us for information about the other fine products we craft for the discerning smoker. 800-886-8688. Thank you for choosing Don Salvatore!

If you have any questions please contact our customer service department at 800.886.8688



1350 South Leavitt
 Chicago, IL 60608
 Phone: 312-733-6400
 Toll Free: 800-886-8688
 Fax: 312-733-8356
 www.donsalvatore.net

Congratulations...

on being the proud owner of this splendid Don Salvatore Humidor.

It began nearly a century ago...

when the Don himself, a gifted old world artisan, became inspired to create a humidor that would be like none other he conceived before. Although we have advanced well beyond that small candle-lit shop, the Don's renowned dedication to quality lives on with us today.

We start...

by creating unique and artful designs using fine imported hardwood and leathers. Skilled artisans from around the world build and finish our humidor design by hand. Our high lacquer humidors have as many as ten layers. Each humidor is lined with fragrant Spanish Cedar, and is hand finished with elegant solid brass and gold-plated hardware adornments.

Just-rolled freshness...

is constantly assured by the precise humidification system, which protects the smoking qualities that you prefer in up to 400 fine cigars.

One glance, one touch...

and you'll instantly sense that your Don Salvatore Humidor imparts a prestigious presence and extends unsurpassed pleasure.

Caring for your humidor...

is quite simple. As with all fine leather and wood furniture, simply dust your Don Salvatore Humidor regularly with a clean, soft cloth. No liquid or spray dusting or waxing product is necessary. However, if you do elect to use such products, follow all manufacturer's directions very carefully. Make sure to avoid getting any such product into the interior of your humidor.