
Seasoning Your Don Salvatore Secret Slidelock Humidor

It takes time, patience, and a little know-how to get a new humidor ready to hold cigars. You're trying to recreate the tropical environments where most cigars are made, and you can't rush the process. Putting cigars into a dry humidor can ruin good smokes.

Your Don Salvatore Humidor has an interior of untreated Spanish cedar, the preferred wood for humidifying and aging premium cigars. The wood needs to be humidified, or seasoned, before the box is ready to hold cigars.

To season your humidor, take a new sponge - make sure it is unscented and free of soap - and wet it with a liberal dose of distilled water. Wipe down all the exposed wood, including dividers, and the interior lid. Avoid using a paper towel or a fraying cloth; these will literally leave a paper trail on the wood. After you've wiped down the wood, squirt the sponge with more distilled water, then place it inside the humidor on a plastic bag - to avoid direct contact with the wood - and close the lid.

Next, you need to prepare your humidification device. Use only distilled water. Minerals contained in tap water will destroy most humidification systems by leaving deposits that will clog the humidor element. Once the humidification device is filled, be sure to wipe it down to remove all the excess water. Rest it on a hand towel for approximately 30 minutes.

Close the humidor with its humidifying element and the damp sponge, and leave it overnight. The next day, refresh the humidification device (it may not need it) and check the sponge. If it is fairly dry, add more distilled water. If it is very damp, leave it alone.

Let the humidor sit another night, and then remove the sponge and plastic bag. The walls of the humidor have now absorbed all the water they need, and now you can safely store your cigars.

SECRET
SLIDELOCK

from


DON SALVATORE
Humidors And
Cigar Accessories
Quality care for your fine cigars

Cigar Environment

Cigars must be kept in a properly humidified environment. The correct ambience is between 70 - 75% relative humidity and at a temperature of 70°F. Large or rapid fluctuations in either temperature or humidity may cause swelling and cracking of the cigar wrapper. Your Don Salvatore Heirloom Collection Humidor is the perfect choice for storing cigars. The humidity regulators or humistats offer a controlled environment and create in the humidor a desirable constant relative humidity of approximately 70 - 75%. The humidification system is based on a physio-chemical process (the molecular mechanisms allow for rigorous water evaporation control).

Your Don Salvatore Heirloom Collection Humidor should be kept as far away from any heat source as possible; windows, heating vents, etc.

Directions For Use - Filling and Mounting



Fill the humistat with *distilled* water ONLY or our 50/50 Humidification Solution - Item # 1594. Slowly drop the distilled water into the foam through the holes of the regulator. Continue to add water until the foam in the humidity regulator is saturated and water spills over. Dry the regulator carefully after filling. Place it in the humidor.

Remove and Refill the humistat when the hygrometer indicates a relative humidity below 70%, about once a month.

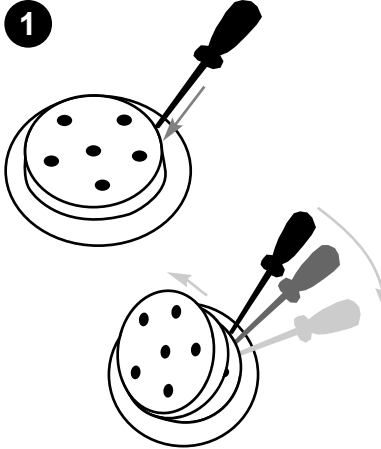
There is a magnet hidden behind the cedar lid to hold your humistat. After filling, simply position the humistat on the lower top of the inside lid. It will automatically adhere to the magnet.

After your Don Salvatore humidor has been seasoned (see instructions on back) It is necessary to calibrate your Dial Style (Analog) hygrometer before use to maintain the proper humidity level. It is easy to do! Simply wrap the hygrometer in a wet cloth for 30 - 40 minutes. Remove the hygrometer from the wet cloth and readjust the hygrometer through the back with a screwdriver and turn it so that it reads 100%. Then place the hygrometer in the humidor. **NOTE: IF you find that the screw driver turns but the needle bounces back and will not turn please refer to Instruction "B" on the following page.**

Directions For Calibrating Your Hygrometer

(Dial Style ONLY) Electronic Digital Hygrometer #1546 does NOT require calibration.

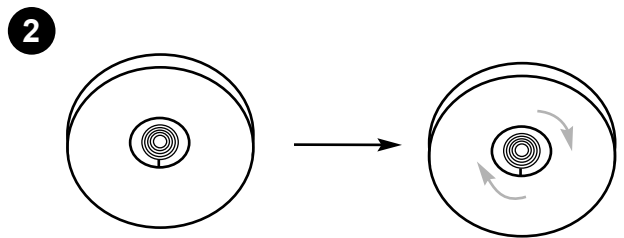
Instruction "B"



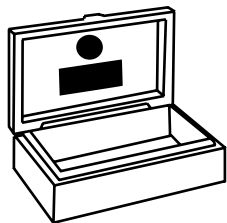
1. Insert the screwdriver into the back edge of the hygrometer (where the silver back meets the brass outer ring). Slowly push down on the screwdriver to pop the silver backing off.

2. To calibrate your hygrometer you need to place your thumb on the white paper inside the hygrometer so it does not move. Then with your fingers gently turn the silver ring that encases the coil. You'll notice the needle moving. Turn so the needle points to 100.

You are now ready to mount your hygrometer!



Directions For Mounting The Hygrometer



We recommend that your digital or Analog (Dial Style) hygrometer be positioned on the inside top above the humistat.

Remove the protective tape from the magnet and adhere to the inside top of the humidifier. Make sure the inside surface is clean and dry. Position the hygrometer to the magnet.

If you have any questions please contact our customer service department at 800.886.8688

**SECRET
SLIDELOCK**


from



The Secret Slidelock Humidors are a unique addition to the Don Salvatore line. These humidors only open when you know their secret! The Secret Slidelock bottom panel slides over to release the hidden lock, and then open the lid to reveal the treasure inside.


To open the Secret Slidelock Humidor :

- 1. Locate the sliding panel on the front of the humidifier. It is the bottom 1/3 panel.
- 2. Slide this panel slightly to the right. This will unlock the humidifier, and allow you to lift the lid.



To lock the Secret Slidelock Humidor :

- 1. Be sure that the bottom 1/3 panel is slid over to the right.
- 2. Close the lid of the humidifier.
- 3. Slide the bottom 1/3 panel on the front of the humidifier to the left until it is flush with the left side of the humidifier. This will lock the humidifier and prevent the lid from being opened.



Patent Pending

If you have any questions please contact our customer service department and we will be more than happy to assist you!

Don Salvatore

www.donsalvatore.net

Chicago, IL

Toll Free: 800-886-8688 Phone: 312-733-6400 Fax: 312-733-8356